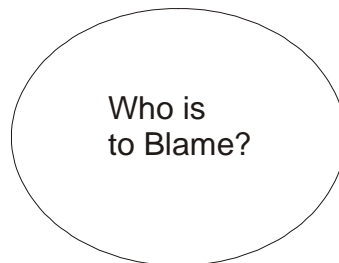


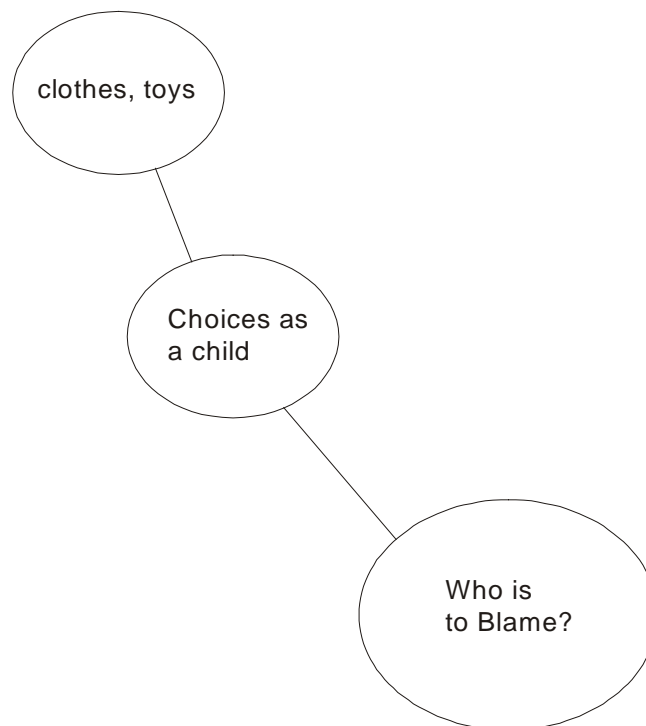
## Bubble Outlining Technique

This is the technique I use to start writing – articles, books, etc. I hope it helps you with your writing.

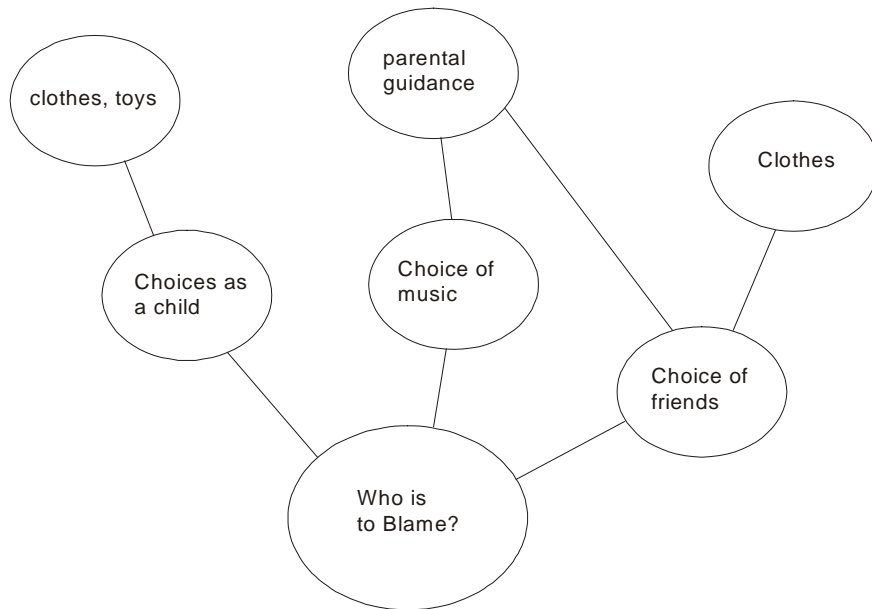
Although I use a large white board, a big sheet of paper can work just as well.



I start with the concept or idea (sometimes I start with the title). This first bubble is written in the center of the board.



From this main idea I branch off with secondary subjects, all related to the main idea.



This process is simply expanded by asking questions. Often each sub-idea I get leads to another idea, and doing this on the white board enables me to link the bubbles. Sometimes I use different colors, to indicate the importance of the subject.

When the full bubble outline is done, I then type up the headings and sub-headings. This serves as a great foundation to start writing – it's almost like a "fill in the blanks" exercise.